



Aqua Glass

SV-A50



AQUA GLASS

SV-A50

Technical Details

If you are looking for a contemporary and easy to install shower enclosure design, don't miss out on the Aqua solution.

1. Sliding door system with upper bearing up to 50kg per leaf.
2. Option of installation between walls, between glass and between wall and glass.
3. Includes softbrake system, for greater smoothness and safety while opening and closing the installation.
4. Easy and quick assembly (designed for installations with repetitive focus) thanks to the design of its trims, created to hide the installation adjustments.
5. Finishes to suit all tastes: white lacquered aluminium, matt black lacquered aluminium, chromed polished aluminium.





SV-A50

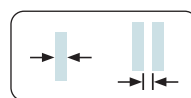
Technical characteristics

Profile



42,5x54,6mm

Specifications



10 mm 19 mm



2 SOFTBRAKE
MIN. 620 mm



BALL BEARING



SOFTBRAKE
MÁX.50Kg



Weight

50 kg

110 lb

Certificated product

- Durability Gade 6 = 100.000 test cycles
- Corrosion resistance Gade 3 = 96h

Installation possibilities

BETWEEN WALLS



BETWEEN WALL TO GLASS



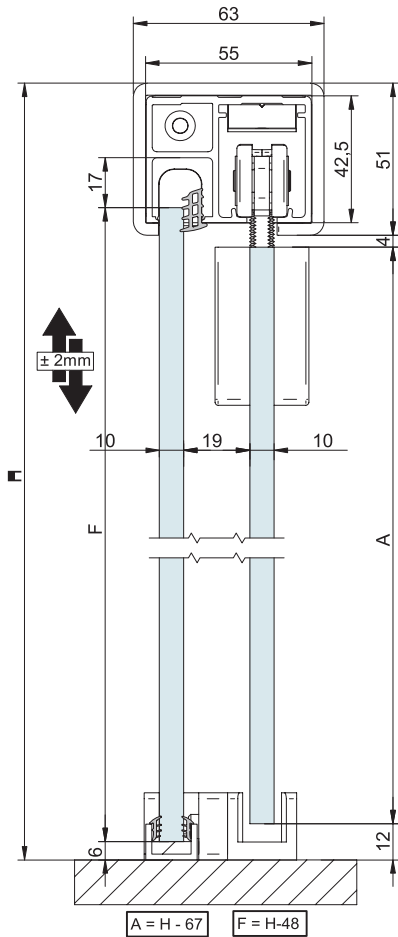
BETWEEN GLASS TO GLASS



For large installations over 2 meters, with 2 fixed panels and 1 sliding panel, or 2 fixed panels and 2 sliding panels, please contact our sales department.


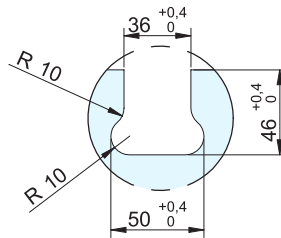
Cross-section

(Dimensions in mm)

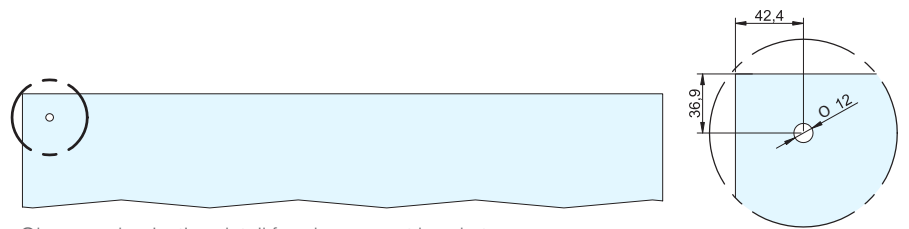


Glass Machining

(Dimensions in mm)



Glass mechanization detail for clamps

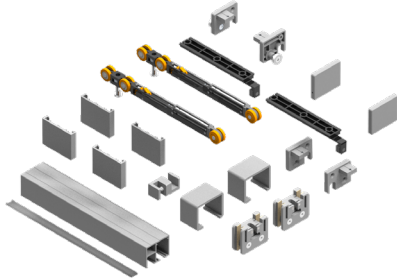


Glass mechanization detail for glass mount bracket



Components

KITS



SV-A50 kit with double Softbrake
Glass-to-glass / wall-to-glass mounting /
wall-to-wall



43x55mm



BALL BEARING

Available Finishes ● **BL I** Black lacquered aluminium

○ **WL I** White lacquered aluminium
Shiny

● **PC I** Chrome polished aluminium
Shiny

Aqua Glass

SV-A50



Polígono Industrial de Foradada / 08580
St. Quirze de Besora / Barcelona / Spain
T +34 93 852 92 23
saheco@saheco.com

Export contact details
T +34 93 852 96 15
export@saheco.com
saheco.com



Saheco's Exclusive Distributor
Melbourne Office
170 Derrimut Drive Derrimut Vic 3030

Tel. 1300 4 ELITE
sales@eliteglassolutions.com.au
eliteglassolutions.com.au

Adelaide Office
7 Manfull St. Melrose Park SA 5039