



Compact Glass
SV-X110



COMPACT GLASS

INSTALLATION VIDEO



WALL / CEILING



FALSE CEILING


SV-X110

Technical Details

SV-X110 is a compact sliding solution for frameless glass panels, combining latest technology with an attractive minimalist design. The system is quick and easy to install, and is particularly appropriate for domestic and commercial applications, where it integrates seamlessly into any design.

There is a choice between different braking systems: anti-shock, retaining brake and our new **SOFTPRO** system, an exceptional solution for a smooth and quiet sliding action with an effective, powerful yet at the same time gentle soft closing and or opening action. In this way a pleasing aesthetic performance is combined with enhanced safety; fingers are protected from becoming trapped on the closing cycle of the glass panel, which itself is also protected from impact damage.

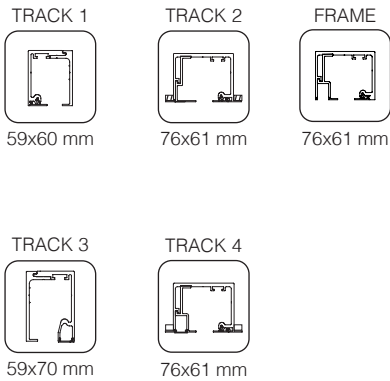




SV-X110

Technical characteristics

Profiles



Specifications



Weight

110 kg 242 lb

Certificated product



Download certificate

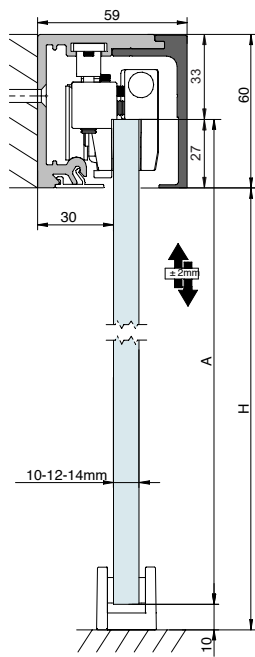




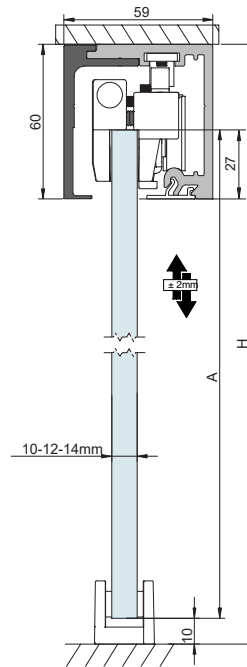
SV-X110

Cross-section

TRACK 1 Wall / Ceiling mount

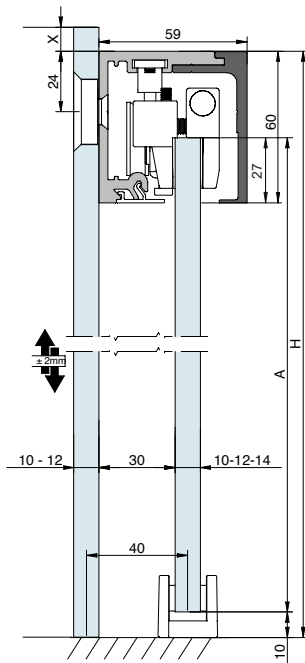


$A = H + 17$



$A = H - 43$

TRACK 1 Glass wall mount



$A = H - 43$

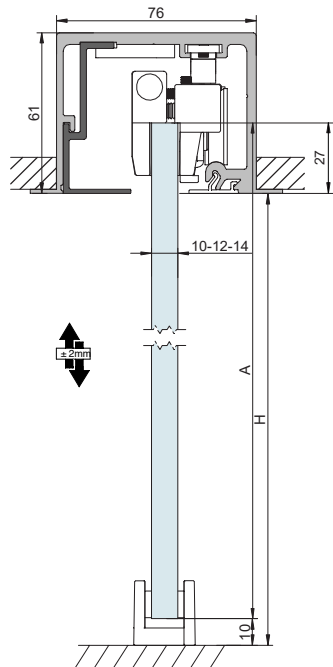
$G = H + X$



SV-X110

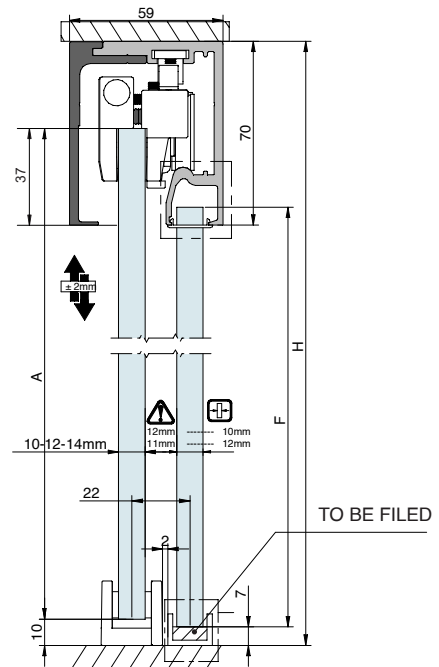
Cross-section

TRACK 2 False ceiling mount



$A = H + 17$

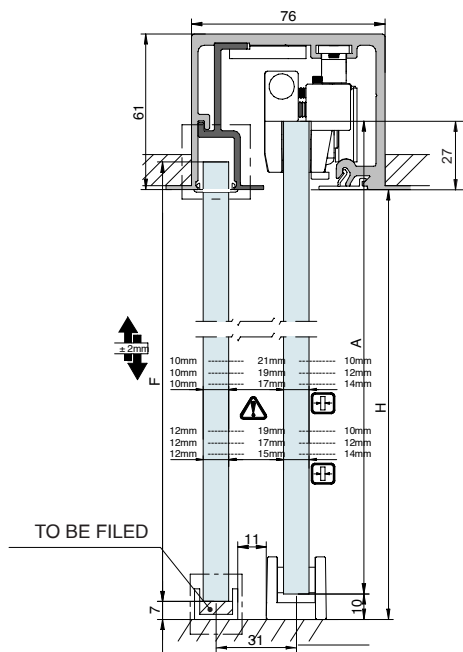
TRACK 3 Wall / Ceiling mount with fixed panel



$A = H - 43$

$F = H - 70$

TRACK 4 False ceiling mount with fixed panel



$A = H + 17$

$F = H + 4$



SOFTPRO[®]

TECHNOLOGY by Saheco

The new soft-closing technology from Saheco which combines two nitrogen gas filled pistons and one oil filled piston all within the same unit.

Fully adjustable closing speed

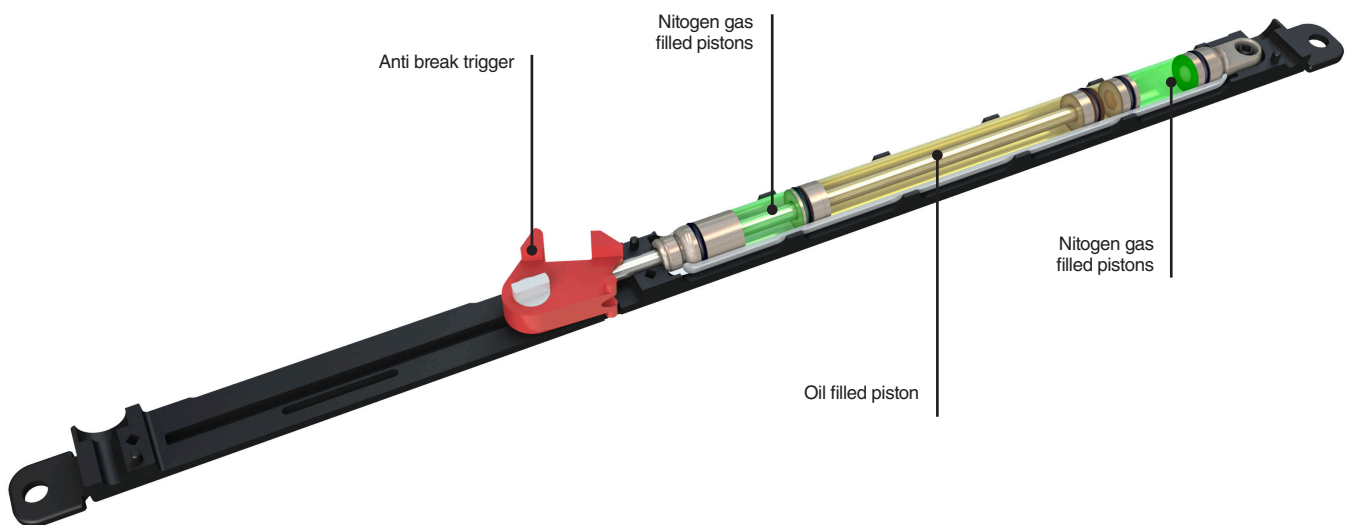
Closing action is progressive and slows down as the door approaches the fully closed position

Soft Closing

Anti break feature on the trigger

Ensures safe braking and prevents bouncing of the door

Combines an aesthetically pleasing action with safe soft closing of the door

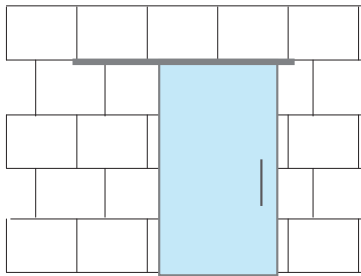




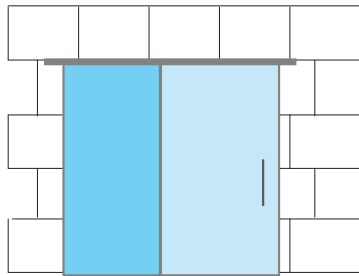
SV-X110

Installation possibilities

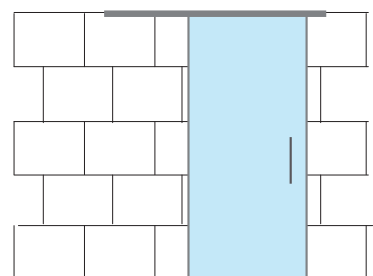
WALL



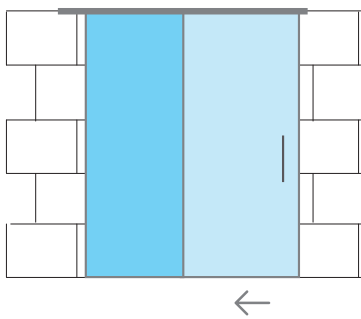
WALL WITH FIXED PANEL



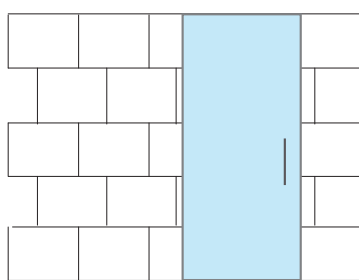
CEILING



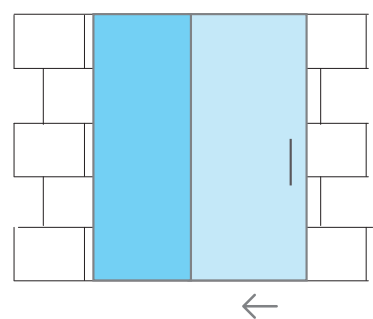
CEILING WITH FIXED PANEL



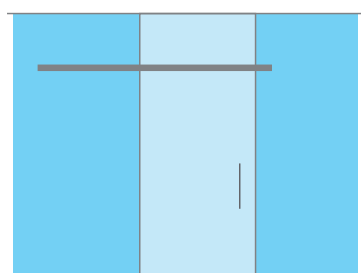
FALSE CEILING



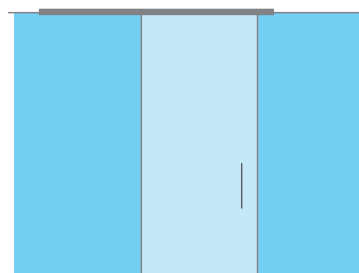
FALSE CEILING WITH FIXED PANEL



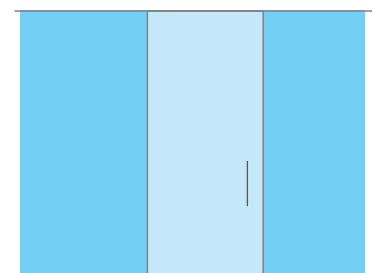
GLASS WALL



CEILING WITH FIXED PANEL



FALSE CEILING WITH FIXED PANEL





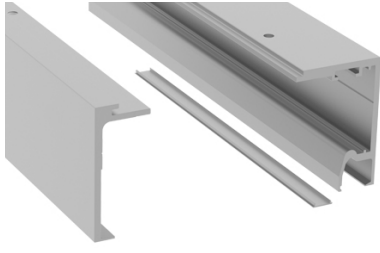









 SLIDING DOOR

 FIXED GLASS



SV-X110

Components

TRACK OPTIONS		
 <p> SV-X110 - TRACK 1 Wall / Ceiling mount 59x60mm</p>	 <p> SV-X110 - TRACK 3 Wall / Ceiling mount with fixed panel 59x70mm</p>	 <p> SV-X110 - FRAME TRACK Wall / Ceiling mount with/without fixed panel 76x61mm</p>
 <p> SV-X110 - TRACK 2 False Ceiling mount without fixed panel 76x61mm</p>	 <p> SV-X110 - TRACK 4 False Ceiling mount with/without fixed panel 76x61mm</p>	
BRAKE OPTIONS		
 <p>SV-X110 - SET 1 x2 Retaining stopper (Standard Stoppers)</p>	 <p>SV-X110 - SET 10 x1 Double Softpro</p>	


Available Finishes ● SI Satin anodized aluminium ● BLI Matt black lacquered aluminium ○ WLI Matt white lacquered aluminium




SV-X110

Components


ACCESSORIES



SV-X110 - END CAPS TRACK 1
Wall / Ceiling mount



SV-X110 - END CAPS TRACK 3
Wall / Ceiling mount with fixed panel



SV-X110 - END CAPS FRAME TRACK
Wall / Ceiling mount with / without fixed panel



SV-X-GF
Glass Fixing



SV-X-WB
Wall Fixing Brackets



SV-X-FG
Floor Guide

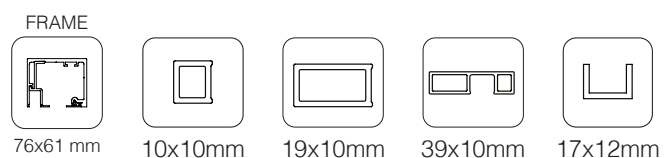
FRAME ACCESSORY

SV-X70 / X110 Frame Accessory

Technical Details

Frame family offers a perimeter frame for glass panels. It is compatible with X70 / X110 of the Compact Glass family by Saheco. With Frame, you can transform your sliding glass doors giving to your residence or commerce an elegant, modern and minimalist look. Suitable for glass panels of 10mm thickness and 70 to 110 kg per panel. It is offered in three finishes: Matt black lacquered aluminium, Matt white lacquered aluminium and matt silver anodized aluminum.

Profiles



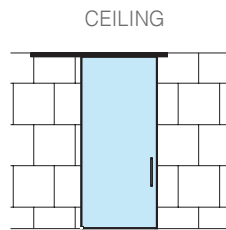




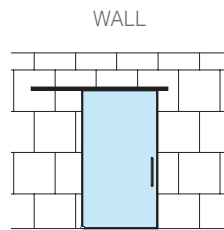
SV-X70 / X110 FRAME ACCESSORY

Installation Possibilities

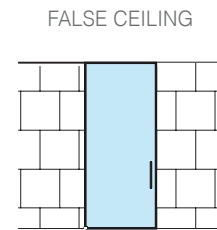
PERIMETER FRAME SET



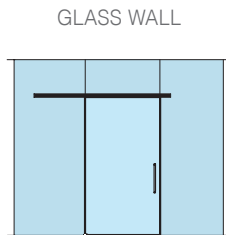
A



A

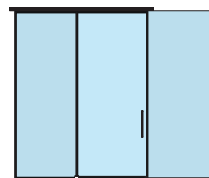


A



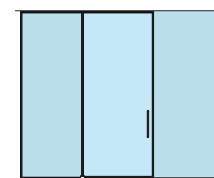
A

CEILING WITH FIXED GLASS



A + C *

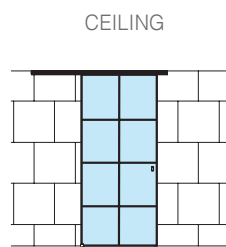
FALSE CEILING WITH FIXED GLASS



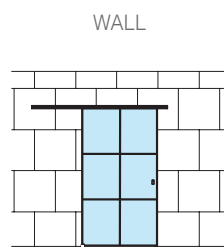
A + C

* A+C Option only with Top track set for Frame accessory

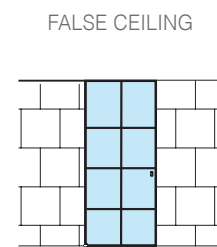
INTERNAL DIVISION SET



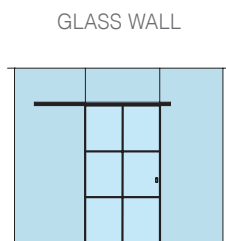
A + B



A + B

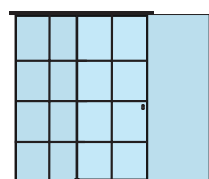


A + B



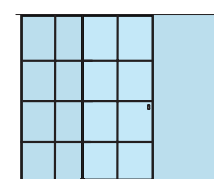
A + B

CEILING WITH FIXED GLASS



A + B + C

FALSE CEILING WITH FIXED GLASS




A + B + C



SV-X70 / X110 FRAME ACCESSORY

Components

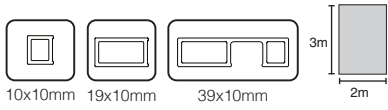
KITS



A

SV-X-FRAME 2

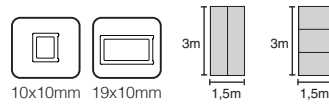
Perimeter frame set for sliding door




B

SV-X-FRAME 1

Internal division set 3m



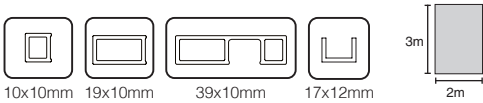
(Add more sets according to design)



C

SV-X-FRAME 3

Perimeter frame for fixed glass. Compatible with Frame track and FT fixed glass track



Frame handles

Compact Glass

SV-X110 + Frame Accessory



Polígono Industrial de Foradada / 08580
St. Quirze de Besora / Barcelona / Spain
T +34 93 852 96 15
export@saheco.com
saheco.com



Saheco's Exclusive Distributor
Melbourne Office
170 Derrimut Drive Derrimut Vic 3030

Tel. 1300 4 ELITE
sales@eliteglasssolutions.com.au
eliteglasssolutions.com.au

Adelaide Office
7 Manfull St. Melrose Park SA 5039